



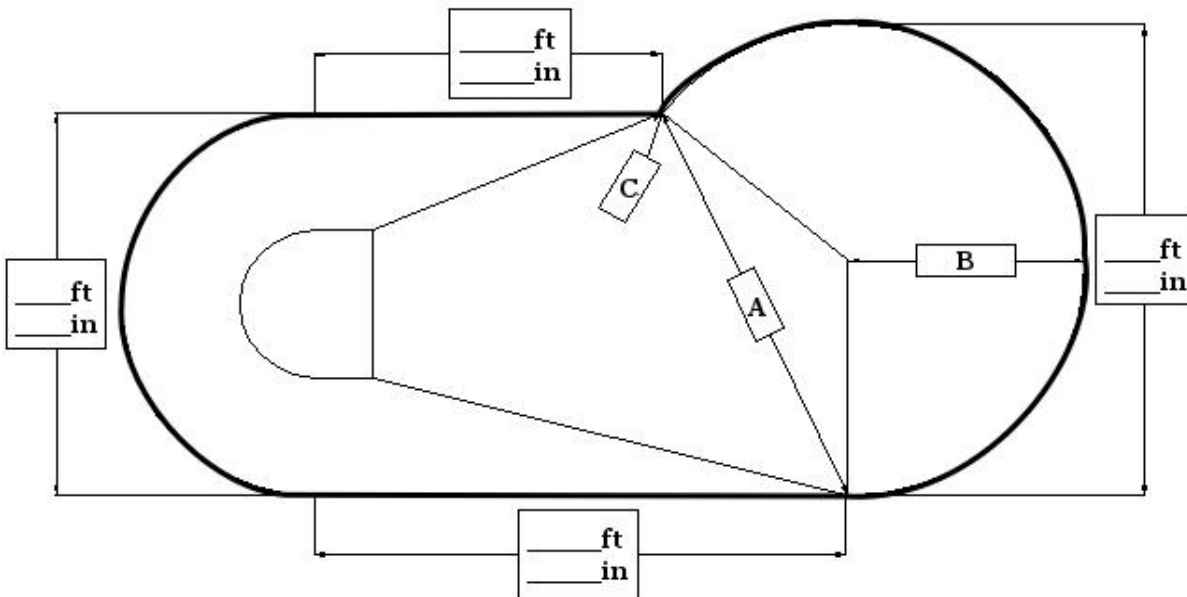
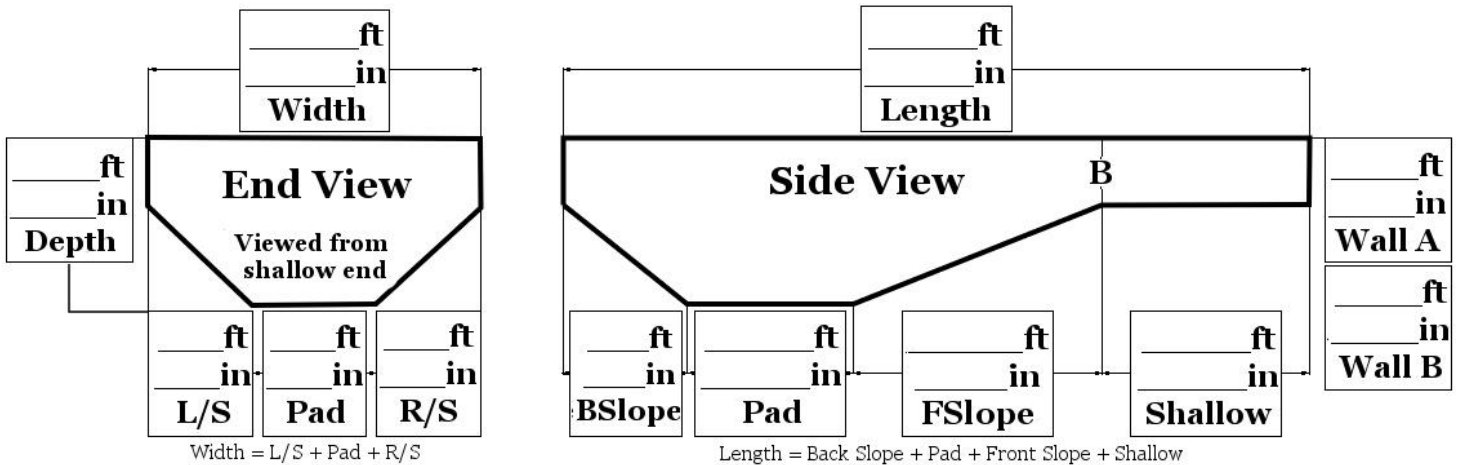




Barbados Measurement Template QUOTE ORDER

Dealer		Date	
Address		City/Postal	
Telephone		Fax/Email	
Date Required		Tag Name	
30 Mil Floor Pattern		30 Mil Wall Pattern	
Diagonal A ft inch	Dimension B ft inch	Safety Ledge Deep End Yes No	ft inch
Shallow/Slope Transition Configuration  		Side Safety Ledge L/S Side Safety Ledge R/S Yes No	ft inch ft inch
Reverse Corner C ft inch	 radius  mitered	Perimeter ft	inch



We attempt to always locate the seam at the requested location. In some instances during the manufacturing processes the seam location can not be accommodated

All Dimensions in Feet and Inches

Please Indicate Preferred Wall Seam Location
 Bead Colour WHITE BLUE GREY
 IF BEAD COLOUR IS NOT SPECIFIED WHITE BEAD WILL BE USED