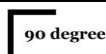




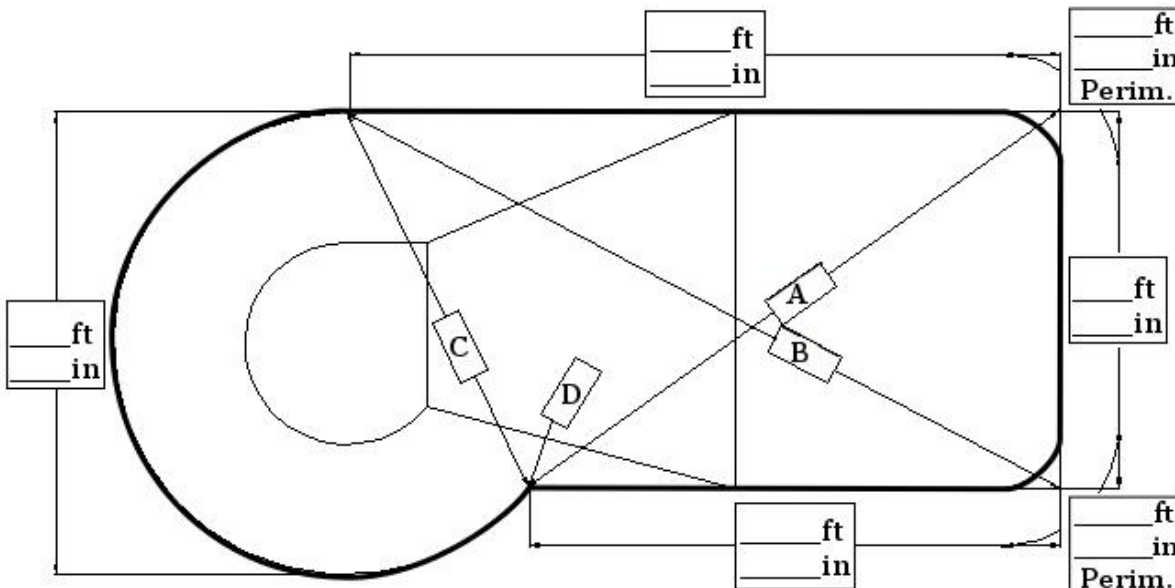
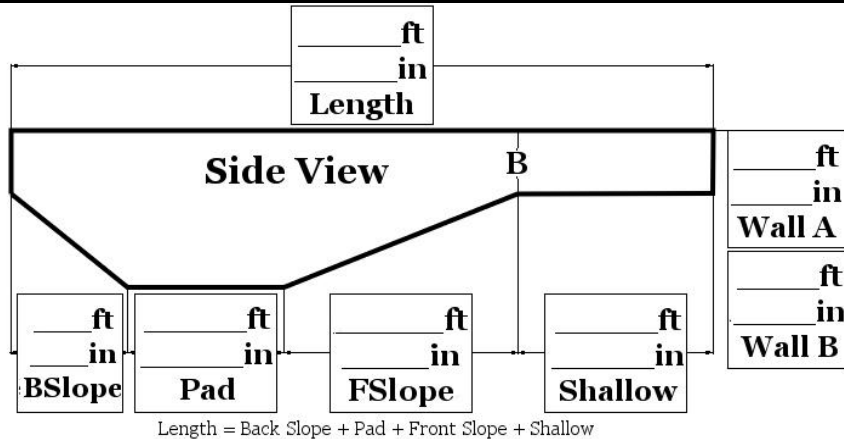
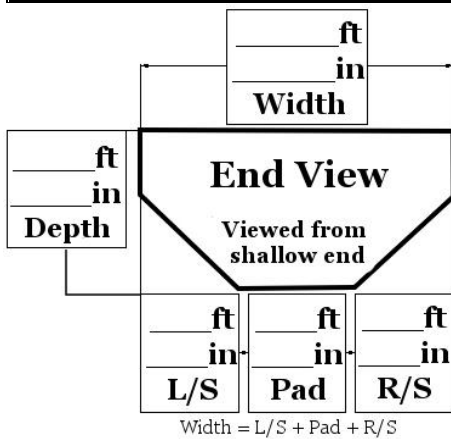


Monaco Reverse Measurement Template

QUOTE ORDER

Dealer			Date		
Address			City/Postal		
Telephone			Fax/Email		
Date Required			Tag Name		
30 Mil Floor Pattern			30 Mil Wall Pattern		
Corner  90 degree	90 Degree		Safety Ledge Deep End	Yes No	ft inch
Corner  radius	Radius	ft inch	Side Safety Ledge L/S	Yes No	ft inch
			Side Safety Ledge R/S		ft inch
Corner  cutoff	Cut Off / Diagonal	ft inch	Diagonal A		ft inch
				Diagonal B	ft inch
			Diagonal C		ft inch
Reverse Corner D	ft inch	 radius	 mitered	Perimeter	ft inch



We attempt to always locate the seam at the requested location. In some instances during the manufacturing processes the seam location can not be accommodated

Diagonals are taken from the imaginary 90 degree corner

Please Indicate Preferred Wall Seam Location

Bead Colour WHITE BLUE GREY
 IF BEAD COLOUR IS NOT SPECIFIED WHITE BEAD WILL BE USED