

**Pool Kit Ordering Form**       **QUOTE**       **ORDER**

Date:	Date Required:
Name:	E-mail Address:
Address:	Daytime Phone: (     )
City:	Cell Phone: (     )
Postal Code:	Fax: (     )
Jobsite Address:	Customer Name:

Pool Size:                      Pool Shape:                      Corners:

Pool Perimeter:                      Step Length:                      Steel Length:

**Steel Requirements:**                      **Drawing Attached:**  Yes     No                      

*Please Note: Standard Steel Wall Height is 42". Please Specify if you require a different wall height.*

Steel Step:     Yes     No     Straight                       Curved                       Diagonal

Steel Step :                       Inside Pool                       Outside Pool                      Length \_\_\_\_\_

Steel Bench:     Yes     No     Inside Pool                       Outside Pool                      Length \_\_\_\_\_

**Included In Pool Kit : Non-Adjustable A-Frames, Stake Rods, Nuts And Bolts**

Do you require:

Light Cutouts                       Yes     No                       How Many?

Skimmer Cutouts                       Yes     No                       How Many?

Return Cutouts                       Yes     No                       How Many?

Standard Deck Supports                       Yes     No                       How Many?    *Every 2'2"*

One Piece Deck Supports                       Yes     No                       How Many?    *Every 2'2"*

Nuts & Bolts for Deck Supports                       Yes     No     100     125     150     175

Non Additional A-Frames                       Yes     No                       How Many?

Adjustable A-Frames                       Yes     No                       How Many?

**Steps:**                      **Note :** All Triac Steps include Step Supports

	Size	Standard	Cantilever	Straight	Curved	Roman	Other	Colour

Notes / Comments:

**Step Jets: No Air**

SP1023                       White                       Grey                       Black

SP1419D                       White                       Grey

**Step Jet Kit:**                       White                       Grey

**Kit Includes:** 2 - Jets, 2 - Air Controls, 1 - 1.5" Tee, 2 - Winterizing Plugs, 1 - Eyeball Wrench

2 - 3' of 1/2" Flex Pipe for Air Controls, 1 - Can Wet/Dry Glue, Various Plugs and Reducers

**Liner**                       Yes     No                      **Drawing Attached**  Yes     No                      

Pool Size:                      Finished Depth:

Pool Shape:                      Finished wall Height:

Floor Pattern:                      Corner Type:

Wall Pattern:                      Pool Perimeter:

Bead Colour:                      If Not Specified - White will be Used     Black     Blue     Grey     White

Notes / Comments:

# LINERWERX

The Perfect Fit

18 Seapark Dr., Unit 6, St. Catharines, ON L2M 6S6  
Phone 905-684-3731 Toll Free 866-684-WERX (9379)  
Fax 905-684-9078 Toll Free Fax 800-684-9078  
www.linerwerx.com sales@linerwerx.com



**Pool Cover System**  Yes  No **Drawing Attached**  Yes  No

Standard Mesh - Rectangles Only  3x3 Grid  5x5 Grid  Black  Blue  Green  Grey  Taupe

Standard Mesh - All other shapes - 3x3 Grid ONLY  Black  Blue  Green  Grey  Taupe

High Density Mesh - Available in 3x3 Grid ONLY  Black  Blue  Green  Grey  Taupe

**Attach Pool Cover Measure and Order Form Showing Step Location And Obstructions**

Notes / Comments:

**Re-Circulation:**  White  Grey

SP10852OMTE Auto-Skim Wide Track Re-Circulating Kit

SP10841OMTE Auto-Skim Small Mouth Re-Circulating Kit

The Above Kits Include: Outside Mount Skimmer, Extension Collar, Inlet Fittings (2)  
Inlet Eyeballs (2), Face Plate Cover, Vac Plate, Main Drains (2)

SP10852OM Auto-Skim Wide Track Skimmer Only

SP10841OM Auto-Skim Small Mouth Skimmer Only

Notes / Comments:

**Returns:**

SP1408 Hayward 1-1/2" x 1-1/2" FIP  White  Grey  Black

SP1419D Hayward 1-1/2" MIP Dir. Flow Outlet - 3/4" Opening  White  Grey

**Main Drains:**

WG1048AVPAK2 CYC Anti-Vortex Main Drain 1-1/2" 2PACK  White  Grey

2 Gaskets, Self cleaning side outlet, 2" Male slip connections, Anti-Vortex cover

**Coping:** All Aluminum Coping 10' Lengths

VCSSWN10 2-3/4" Bullnose Flex Coping Single Track  White  Grey

VCSDWN10 2-3/4" Bullnose Flex Coping Double Track  White  Grey

VTESWN10 Single Track Top Mount w/Front Edge Lip  White  Grey  Black

VTSDWN10 Double Track Top Mount  White  Grey  Black

VSSSWU10 Single Track Side Mount  White  Grey

VSSDWU10 Double Track Side Mount  White  Grey

VHSSWU10 Single Hook-A-Track Side Mount  White Only

VHSDWU10 Double Hook-A-Track Side Mount  White Only

**Corners For The Above Coping Styles :**  6" Rad.  1' Rad.  2' Rad.  4' Rad.  Custom

Single Track Top Mount w/Front Edge Lip not available for 6" Corner - use Standard no Lip

**Deck Jets:**

JDJ 2004 Deck Jet 4 Pak

WFJ500 Hayward Deck Jet 4 Pak

**Modern Coping Forms:**

MM-NC Foam Cantilever Coping Forms - 112' - Use with Top Mount Coping Only

MM-CC Re-Usable Clips for Forms - 100/box

MM-CC-FG100 Clips for Fiberglass Steps - 100/box

RG286 Filament Tape 3" x 180'

S002 Slide Hammer - Clip Remover



**Pool Automation:**



- 520914 *Pentair Easy Touch 4P-C Single Body ( Cell not included )*
- 520915 *Pentair Easy Touch 8-C Pool/Spa ( Cell not included )*
- 520911 *Intellichlor IC20 Cell ( up to 20,000 Gal. )*
- 520912 *Intellichlor IC40 Cell ( up to 40,000 Gal. )*
- 520546 *Pentair Wireless 4 Function*
- 520547 *Pentair Wireless 8 Function*
- 522104 (520500) *ScreenLogic 2 Interface Bundle*
- 263045 *Valve Actuator 24V ( 180 Degrees )*
- PSV3S *Diverter Valve 3 Way - 1.5 "/ 2"*
- PSV3S2 *Diverter Valve 3 Way - 2 "/ 2.5"*

**Notes / Comments:**

**Chlorine Generator:**



- 520910 *Pentair IntelliChlor Power Center*
- 520911 *Pentair IntelliChlor IC20 Cell Only - No Unions ( Up To 20,000 Gal. )*
- 520912 *Pentair IntelliChlor IC40 Cell Only - No Unions ( Up To 40,000 Gal. )*
- SALT20 *20KG ( 44LBS ) Bag - High Grade Pool Salt* \*

**Notes / Comments:**

**Chemical Feeders:**



- R171016 *Sta-Rite/Pentair Chor #300 ( Off-Line ) - Holds 11 Lg. or 98 Sm.*
- R171096 *Sta-Rite/Pentair Chlor #320 ( In-Line )*

**Notes / Comments:**

**Cleaners:**



- 360049 *Kreepy Krauly Inground*

**Notes / Comments:**

**LADDERS / HANDRAILS - INGROUND STAINLESS STEEL**

- REG-RR *Regular 3 Tread Resin*
- SIL-SS *Silver Camelback 3 Tread SS*
- SSHRSS8 *Dip To Pool Handrail Spruce*
- SSHRWS8 *8" Bend Return To Deck - Willow*
- SSHRMS8 *8" Bend Return To Deck - Maple*
- FIG-4 *8" Figure 4 Handrails Pair - Birch*

**\*\* Anchors Are Not Included \*\***

**ANCHORS & ACCESSORIES**

- LADDERJIG *Ladder Jig*
- PS-4019BC *4" Bronze Wedge Anchor - Each*
- PS-4019-C *4" Aluminum Wedge Anchor - Each*
- PF-3119-A *Deck Anchor - Each*

**LADDERS / HANDRAILS - INGROUND STAINLESS STEEL - MARINE GRADE FOR SALT**

- REG-RR-M *Regular 3 Tread - Resin Tread - Salt*
- SIL-SS-M *Silver 3 Tread Salt*
- MG-BLLT-3S *Deluxe 3 Step Ladder w/Escutcheons, Bumpers & Hardware - White*
- MGG-BLLT-3S *Deluxe 3 Step Ladder w/Escutcheons, Bumpers & Hardware - Grey*
- MG-HRMS-8 *8" Bend Return To Deck - Maple*
- MG-HRSS-8 *8" Dip To Pool - Spruce*
- MG-GRBS-8 *8" Figure 4 Handrails - Pair - Birch*

**\*\* Anchors Are Not Included \*\***

**SAFTRON VINYL LADDERS & RAILS & ANCHOR - Bonding / Grounding NOT Required**


- P-324-L3W *3 Step Vinyl Ladder - White*
- P-324G-L3G *3 Step Vinyl Ladder - Grey*
- P-324-L3GG *3 Step Vinyl Ladder - Graphite Grey*
- RTD-448W *4 Bend Return To Deck Handrail - White*
- RTD-448G *PVC Handrail - Dip - White*
- CBRTD-354W *PVC Handrail - Dip - Grey*
- CBRTD-354G

**\*\* Anchors Are Not Included \*\***


- ANCH-1 *White Plastic Anchor Socket - Each*

Notes / Comments:


**Pumps:**

<input type="radio"/>	PHK2RA6D-101L	Sta-Rite PMP Supermax Pump 3/4 HP 115/230V 1PH 60HZ		*
<input type="radio"/>	PHK2RA6E-102L	Sta-Rite PMP Supermax Pump 1 HP 115/230V 1PH 60HZ		*
<input type="radio"/>	340037	Pentair Superflo 3/4 HP Pump		*
<input type="radio"/>	340038	Pentair 1 HP Superflo - 115/230V		*
<input type="radio"/>	342001	Pentair PMP Superflo VS - Dual Voltage		
<input type="radio"/>	343001	Sta-Rite Supermax Variable Speed Pump 1.5 Blk Dual Voltage		
<input type="radio"/>	P6E6VS4H-209L	Sta-Rite PMP Intellipro Variable Speed		
<input type="radio"/>	P6E6C-204L	Sta-Rite Max-E-Pro 1/2 HP Full Rated Pump 115/230v		
<input type="radio"/>	P6E6D-205L	Sta-Rite Max-E-Pro 3/4 HP Full Rated Pump 115/230v		
<input type="radio"/>	011579	Pentair WhisperFlo 3/4 HP 115/230v		
<input type="radio"/>	011580	Pentair WhisperFlo 1 HP 115/230v		

**Filters:**


<input type="radio"/>	145361	Pentair 22" Cristal Flo II Top Mount Sand Filter - 5 Sand		
<input type="radio"/>	145362	Pentair 24" Cristal Flo II Top Mount Sand Filter - 6 Sand		
<input type="radio"/>	145388	Pentair SD80 ClearPro 26" Filter w/2" Hybrid Valve - 7 Sand		
<input type="radio"/>	SAND50	Sand 22.7kg. ( 50lb. Bag )		*
<input type="radio"/>	PLM150	Sta-Rite System3 150 sq.ft. Modular Filter System		
<input type="radio"/>	S7M 120	Sta-Rite System3 300 sq.ft. Modular Filter System		
<input type="radio"/>	S8M 150	Sta-Rite System3 450 sq.ft. Modular Filter System		

**Heaters:**

<input type="radio"/>	461059	Master Temp 125,000 BTU Natural Gas Heater w/Cord		
<input type="radio"/>	461063	Gas To Propane Conversion Kit 125,000 BTU		
<input type="radio"/>	SR200NA	Sta-Rite Max-E-Therm Natural Gas 200,000 BTU Heater		
<input type="radio"/>	77707-1461	Gas To Propane Conversion Kit Max-E-Therm 200,000 BTU		
<input type="radio"/>	460732	Pentair Master Temp Natural Gas 250,000 BTU Heater		
<input type="radio"/>	460741	Gas To Propane Conversion Kit Master Temp 250,000 BTU		
<input type="radio"/>	SR333NA	Sta-Rite Max-E-Therm Natural Gas 333,000 BTU Heater		
<input type="radio"/>	77707-1421	Gas To Propane Conversion Kit Max-E-Therm 333,000 BTU		
<input type="radio"/>	VENT KIT-1	Pentair Sta-Rite Complete Vent Kit		

Kit Includes - Stainless Steel Appliance Adaptor, 12" x 4" Stainless Steel Pipe, Galvanized Wall Thimble, Stainless Steel Termination Hood, Z-Vent Sealant, Installation Instruction Manual

**Heat Pumps:**

<input type="radio"/>	TI-2	Titanium Heat Pump ( 16x32 )		
<input type="radio"/>	TI-3	Titanium Heat Pump ( 18x36 )		
<input type="radio"/>	TI-4	Titanium Heat Pump ( 20x40 )		

**Pool Cleaner:**

<input type="radio"/>	360049	Kreepy Krauly Inground		
-----------------------	--------	------------------------	--	--

**Notes / Comments:**

--	--	--	--	--





**The Perfect Fit**



18 Seapark Dr., Unit 6, St. Catharines, ON L2M 6S6  
 Phone 905-684-3731 Toll Free 866-684-WERX (9379)  
 Fax 905-684-9078 Toll Free Fax 800-684-9078  
 www.linerwerx.com sales@linerwerx.com

**Plumbing**

<input type="radio"/>	WPIPE 1.5	PVC 1-1/2" White SCH.40 Rigid - 10' Length - CSA	
<input type="radio"/>	WPIPE 2.0	PVC 2" White SCH.40 Rigid - 10' Length - CSA	
<input type="radio"/>	FPVC 1.5	1-1/2" Flexible PVC Hose ( 100' Roll )	*
<input type="radio"/>	FPVC 2.0	2" Flexible PVC Hose ( 100' Roll )	*

**Fittings & Valves:**

<input type="radio"/>	401-015	1-1/2" Tee ( Slip x Slip X Slip )	
<input type="radio"/>	401-209	1-1/2" x 1-1/2" x 1/2" Tee ( Slip x Slip x Slip )	
<input type="radio"/>	402-015	1-1/2" x 1-1/2" x 1-1/2" Tee ( Slip x Slip x FIPT )	
<input type="radio"/>	406-015	1-1/2" 90 Deg. Elbow ( Slip x Slip )	
<input type="radio"/>	407-015	1-1/2" 90 Deg. Elbow (Slip x FIPT )	
<input type="radio"/>	409-015	1-1/2" 90 Deg. Street Elbow ( Spigot x Slip )	
<input type="radio"/>	410-015	1-1/2" 90 Deg. Street Elbow ( MIPT x Slip )	
<input type="radio"/>	410-020	2" 90 Deg. Street Elbow ( MIPT x Slip )	
<input type="radio"/>	411-9110	1-1/2" Socket x 1-1/2" Socket Sweep ELL	
<input type="radio"/>	411-9130	2" Socket x 2" Socket Sweep ELL	
<input type="radio"/>	417-015	1-1/2" 45 Deg. Elbow ( Slip x Slip )	
<input type="radio"/>	429-015	1-1/2" Coupling Socket ( Slip x Slip )	
<input type="radio"/>	435-015	1-1/2" Female Adapter ( Slip X FIPT )	
<input type="radio"/>	436-015	1-1/2" Male Adapter ( MIPT x Slip )	
<input type="radio"/>	437-251	2" x 1-1/2" Bushing Reducer ( Spigot x Slip )	
<input type="radio"/>	438-210	1-1/2" x 3/4" Bushing Reducer ( Spigot x FIPT )	
<input type="radio"/>	438-211	1-1/2" x 1" Bushing Reducer ( Spigot x FIPT )	
<input type="radio"/>	439-211	1-1/2" x 1" Threaded Bushing ( MIPT x FIPT )	
<input type="radio"/>	447-015	1-1/2" Cap Socket ( Slip )	
<input type="radio"/>	449-015	1-1/2" Plug - Insert ( Spigot )	
<input type="radio"/>	450-015	1-1/2" Plug ( MIPT )	
<input type="radio"/>	474-015	1-1/2" Adapter - Barbed ( Insert x Slip )	
<input type="radio"/>	150-010	Prahar 1-1/2" Union Ball Valve Blocked ( Slip x Slip )	
<input type="radio"/>	200-010	Prahar 2" Union Ball Valve Blocked ( Slip x Slip )	
<input type="radio"/>	4715	1-1/2" Diverter Valve 3 Port Never Lube	
<input type="radio"/>	4717	2" Diverter Valve 3 Port Never Lube	
<input type="radio"/>	150-100	Prahar 1-1/2" Union ( Slip x Slip )	
<input type="radio"/>	200-100	Prahar 2" Union ( Slip x Slip )	
<input type="radio"/>	150-CV-TRI	Prahar Check Valve 1-1/2" (1/4 - 2lb) SKT - 3 Spring Loads - 1/4lb, 1/2lb, 2lb	
<input type="radio"/>	200-CV-TRI	Prahar Check Valve 2" (1/4 - 2lb) SKT - 3 Spring Loads - 1/4lb, 1/2lb, 2lb	
<input type="radio"/>	7235	1-1/2" 180 Degree Jandy Check Valve	
<input type="radio"/>	7305	2" 180 Degree Jandy Check Valve	
<input type="radio"/>	7511	1-1/2" 90 Degree Jandy Check Valve	
<input type="radio"/>	7512	2" 90 Degree Jandy Check Valve	
<input type="radio"/>	SP1500UNPAK2C	Union Connector Socket - 2 Pak	



**The Perfect Fit**



18 Seapark Dr., Unit 6, St. Catharines, ON L2M 6S6  
 Phone 905-684-3731 Toll Free 866-684-WERX (9379)  
 Fax 905-684-9078 Toll Free Fax 800-684-9078  
 www.linerwerx.com sales@linerwerx.com

**Poly Fittings:**

<input type="radio"/> PPA - 050	1/2" Insert Male Adapter
<input type="radio"/> PPA - 075	3/4" Insert Male Adapter
<input type="radio"/> PPA - 125	1-1/4" Insert Male Adapter
<input type="radio"/> PPA - 150	1-1/2" Insert Male Adapter
<input type="radio"/> PPA - 200	2" Insert Male Adapter
<input type="radio"/> PPC - 125	1-1/4" Insert Coupling
<input type="radio"/> PPC - 150	1-1/2" Insert Coupling
<input type="radio"/> PPC - 200	2" Insert Coupling
<input type="radio"/> PPE - 125	1-1/4" Insert 90 Degree Elbow
<input type="radio"/> PPE - 150	1-1/2" Insert 90 Degree Elbow
<input type="radio"/> PPE - 200	2" Insert 90 Degree Elbow
<input type="radio"/> PPME - 075	3/4" Combination Elbow
<input type="radio"/> PPME - 125	1-1/4" Combination Elbow
<input type="radio"/> PPME - 150	1-1/2" Combination Elbow
<input type="radio"/> PPRA-150-150-100	1-1/2" x 1" Reducing Male Adapter
<input type="radio"/> PPRT-150-150-050	1-1/2" x 1-1/2" x 1/2" Insert Reducing Tee
<input type="radio"/> PPRT-150-150-075	1-1/2" x 1-1/2" x 3/4" Insert Reducing Tee
<input type="radio"/> PPT - 125	1-1/4" Insert Tee
<input type="radio"/> PPT - 150	1-1/2" Insert Tee
<input type="radio"/> PPT - 200	2" Insert Tee
<input type="radio"/> A15S15B	Jacuzzi 1-1/2" Hose Adapter
<input type="radio"/> E15S15B	Jacuzzi 1-1/2" 90 Deg. Elbow
<input type="radio"/> Poly Pipe 15213	Poly Pipe 1-1/2" x 100' CSA-75 Red Stripe

**Maintenance & Misc. Parts:**

<input type="radio"/> R131106R201398	Maintenance Kit: Vac Head, Leaf Skimmer, Wall Brush, Test Kit & Hose Hanger
<input type="radio"/> SW885	Maintenance Kit: Vac Head, Leaf Skimmer, Wall Brush, Test Kit & Thermometer
<input type="radio"/> R191306	2 PC. Telescopic Pole - High Quality Aluminum Tubing - E-Z Lock (8'-15'6")
<input type="radio"/> SW694	Rigid Pole - Blue 8-16' DixCam
<input type="radio"/> 75690C	Telescopic Fiberglass Pole 8-16'
<input type="radio"/> SW-150-00	1-1/2" Vacuum Hose <input type="radio"/> -25' <input type="radio"/> -30' <input type="radio"/> -35' <input type="radio"/> -40' <input type="radio"/> -45'
<input type="radio"/> SW-000	1-1/2" Backwash Hose <input type="radio"/> -050' <input type="radio"/> -100'
<input type="radio"/> 00 x 00	Inground Rectangular Solar Blanket Clear - 22 Sizes Available <i>See Poolwerx Book</i>
<input type="radio"/> FG1B	End Pack - Wheels Solar Roller
<input type="radio"/> FG-L18	Tube Pack - Anodized Tube Max. Ext. 18' 6"
<input type="radio"/> FG-IG20	Tube Pack - Anodized Tube Max. Ext. 20' 6"
<input type="radio"/> FG3	End Pack - Low Profile Solar Roller
<input type="radio"/> FG-IG20P	Tube Pack - Plugged Tube Max. Ext. 20' 6" - For FG3 Only
<input type="radio"/> SUPGIZ	Super Gizzmo

**Notes / Comments:**





**Cement, Primer, Misc.**

<input type="radio"/>	WD795-CLEAR-QP	1/4 Pint - Flex PVC Cement	
<input type="radio"/>	WD795-CLEAR-PT	1 Pint - Flex PVC Cement	
<input type="radio"/>	WD795-CLEAR-QT	1 Quart - Flex PVC Cement	
<input type="radio"/>	WD704-CLEAR-QP	1/4 Pint - PVC Med Body Cement Clear	
<input type="radio"/>	WD704-CLEAR-PT	1 Pint - PVC Med Body Cement Clear	
<input type="radio"/>	WD704-CLEAR-QT	1 Quart - PVC Med Body Cement Clear	
<input type="radio"/>	WD747-BLUE-QP	1/4 Pint PVC Cement Blue	
<input type="radio"/>	WD747-BLUE-PT	1 Pint PVC Cement Blue	
<input type="radio"/>	WD747-BLUE-QT	1 Quart PVC Cement Blue	
<input type="radio"/>	WD70-CLEAR-QP	1/4 Pint - Clear PVC Primer	
<input type="radio"/>	WD70-CLEAR-PT	1 Pint - Clear PVC Primer	
<input type="radio"/>	WD70-CLEAR-QT	1 Quart - Clear PVC Primer	
<input type="radio"/>	DT60	Duct Tape 2" x 60 yds.	
<input type="radio"/>	TTP	Teflon Tape 1/2" x 540" Pink	
<input type="radio"/>	HF24SS	1-1/2" All Stainless Clamp - Box of 10	
<input type="radio"/>	HF32SS	2" All Stainless Clamp - Box of 10	
<input type="radio"/>	289WH120	T-Bead Liner Lock 120' White	
<input type="radio"/>	2890GR120	T-Bead Liner Lock 120' Grey	
<input type="radio"/>	LLAD WHITE 300	Popsicle Stick Liner Lock Roll 300'	per foot
<input type="radio"/>	PVC INSERT-6"	6" PVC Corner Insert	
<input type="radio"/>	VM-290	Adhesive Caulking Clear 290ml	
<input type="radio"/>	VM-85	Adhesive Caulking Clear 85ml	
<input type="radio"/>	VM-GALV	Galvanizing Spray 400ml	

**Notes / Comments:**


**VINYL LINER VACUUM**

ASP-1	Vinyl Pool Vacuum	*
4PVC	4" PVC Rigid Tube ( 42" ) For Vinyl Vac	*
4FLEX	4" PVC Flex Tube ( 42" ) For Vinyl Vac	*
ASP-RENT	48 Hour Vinyl Vac Rental	\$60.00

**Notes / Comments:**
